



Save.  
Plan.  
Enjoy.

## Start saving for retirement today

- Determine how much to save
- Choose your investment options
- Enroll

**BAC SAVE**  
401(k) Plan

# Take the steps toward a better future today.

The BAC SAVE 401(k) Plan offers you an easy way to save for retirement. Consider these reasons to take action and start saving for your future.

- **Maintain your current lifestyle in retirement.** For each year of retirement, many experts suggest you'll need at least 80% of your annual preretirement income to maintain your standard of living. And thanks to medical advancements, many people are living longer, which could mean a longer retirement and a need to save a larger amount of money.
- **Reduce your current tax bill and possibly boost your refund.** Every pretax dollar you contribute to the plan reduces your current taxable income, which means you could lower your overall income taxes. You may also be eligible for the Saver's Credit, an income tax credit available to some people who contribute to an employer's retirement plan or IRA.<sup>1</sup>
- **Pick from a variety of investment options.** The plan offers a wide variety of investment options so you can personalize your investment portfolio to meet your specific preferences and goals.
- **Save easily with payroll deductions.** Make it easy to pay yourself first.

## Ready to enroll?

To enroll in your retirement plan now, please follow the directions below. If you would like additional information before enrolling, follow the three easy steps outlined on the following pages.

### Before enrolling, you will need to:

- Determine the amount you'd like to contribute
- Choose your investment options

After enrolling remember to select your retirement account beneficiary online.

## Get started saving today



Go online:  
**wellsfargo.com**

---

Choose **Enroll** at the top of the page to enroll online. The first time you sign on, you'll need your Social Security number (SSN), date of birth, and email address. Check the box indicating that you do not have an account number and you will be guided through a short series of security questions. If you have other Wells Fargo accounts that you access online, sign on using your existing username and password, then select the name of your retirement plan to get started.

If you don't see your retirement plan account on the Account Summary screen after signing on, select the **More** button at the top of the page. Choose **Accounts and Settings** and then **Profile and Settings**. Expand the **Manage online settings** menu and select **Add Accounts**. Your retirement plan account should be available to add.



Call us:  
**1-800-728-3123**

---

To enroll by phone you'll need your Social Security number (SSN) and personal identification number, which is initially the last four digits of your SSN. Representatives are available to assist you from 7:00 a.m. to 11:00 p.m. Eastern Time, Monday through Friday.

<sup>1</sup>For more information about the Saver's Credit, please consult a tax professional or visit [www.irs.gov](http://www.irs.gov).

## Step 1: Determine how much to save

Determining how much to save for your future is a very important decision. It is also important to start saving today so your contributions have the potential to grow over a longer period of time. Below is some information about a few features of your plan to help you decide how much to contribute. For more information about your plan, see the *Plan features* section of this book.



### Quick fact

42% of all American workers say they have tried to calculate how much money they will need to save for a comfortable retirement. Have you?

Source: Employee Benefit Research Institute, 2012

## See how different contribution rates can impact your retirement savings

Using a \$25,000 annual salary, the table below shows what a big difference increasing your contribution amount can have on your account balance over time. The example assumes annual 2% pay increases and a 7% annual rate of return on your investments.

Also, take a look at how the cost of waiting one year can affect your retirement savings.

Percent of salary contributed	Balance after 15 years	Balance after 25 years	Balance after 35 years
3%	\$21,197	\$56,802	\$130,150
6%	\$42,395	\$113,605	\$260,301
9%	\$63,592	\$170,407	\$390,541
<b>Balance if wait 1 year</b> (based on a 6% salary contribution)	<b>\$38,527</b>	<b>\$105,996</b>	<b>\$245,334</b>

Examples are for illustration purposes only. Estimates are based on the assumptions noted, do not guarantee or imply a projection of actual results, and do not include the effect of taxes. Wells Fargo cannot guarantee results under any savings or investing program, including a regular investment program, and cannot guarantee that you will meet your retirement savings goal.

## Step 2: Choose your investment options

You have the opportunity to make investment choices in your retirement plan. If you enroll and don't make any investment elections, your savings will be automatically invested in the Wells Fargo Target Date Fund, based on your current age and a retirement age of 65. This investment, which has been selected by your employer, is your plan's default fund.

Below are some investment concepts to keep in mind as you develop an investment strategy for your retirement plan:

- **Diversification:** Diversification simply means choosing a variety of investments that represent different asset classes, such as stable value investments, bonds and stock funds. Diversification can help lower risk by capturing the gains of strong performing investments, while offsetting the losses of weaker investments. Investing in different asset classes helps balance potential risk.
- **Risk and return:** Every investment option offers the potential for gains and the potential for loss. Stable value investments are generally lower risk, but their potential for gain is limited. On the other end of the spectrum, stock funds have the greatest potential for gain, but they can also decrease significantly in value.
- **Time frame:** Your time horizon for retirement savings is the expected number of months or years you will be investing to achieve your retirement savings goal. An investor with a longer time horizon may feel more comfortable taking on a riskier, or more volatile, investment because he or she can wait out slow economic cycles and the inevitable ups and downs of our markets. By contrast, an investor closer to retirement would likely take on less risk because he or she has a shorter time horizon.

Of course, these are just the basics. Your plan offers several different types of investment fund options, which are available for you to choose from as outlined below.

The information below and elsewhere in this enrollment guide, including the manner in which it is displayed, is educational in nature and is not intended to provide any suggestion that you engage in or refrain from taking a particular course of action. Please review all of your available options before making your selections. Additional fund information is available at the back of this book.

### Investment fund options

#### Target date funds

Target date funds are designed to provide a diversified mix of investments that automatically rebalance to become more conservative as an individual gets closer to retirement. Each target date fund is diversified across a range of stocks, bonds, and cash equivalents, allocated according to the fund's target date. The target date, which is typically included in the name of the fund, represents the year the individual may be considering retirement or beginning to withdraw his or her money.

As the target date approaches, the fund gradually becomes more conservative, with less invested in stocks and more in bonds, and cash equivalents. With a target date fund, the shift from growth-oriented funds to conservative funds over time occurs automatically. The principal value of the fund is not guaranteed at any time, including at the target date.

You may choose any of the target date funds offered by your plan that best meet your needs, based on your individual circumstances and goals.

If you were born:	And you are considering retirement at age 65, consider the:
On or after 1/1/1993	Wells Fargo Target 2060 Fund
1/1/1988 – 12/31/1992	Wells Fargo Target 2055 Fund
1/1/1983 – 12/31/1987	Wells Fargo Target 2050 Fund
1/1/1978 – 12/31/1982	Wells Fargo Target 2045 Fund
1/1/1973 – 12/31/1977	Wells Fargo Target 2040 Fund
1/1/1968 – 12/31/1972	Wells Fargo Target 2035 Fund

If you were born:	And you are considering retirement at age 65, consider the:
1/1/1963 – 12/31/1967	Wells Fargo Target 2030 Fund
1/1/1958 – 12/31/1962	Wells Fargo Target 2025 Fund
1/1/1953 – 12/31/1957	Wells Fargo Target 2020 Fund
1/1/1948 – 12/31/1952	Wells Fargo Target 2015 Fund
1/1/1943 – 12/31/1947	Wells Fargo Target 2010 Fund
On or before 12/31/1942	Wells Fargo Target Today Fund



You may choose to invest all of your plan contributions in a target date fund(s) or you may choose to invest a portion in target date funds as well as other options offered by the plan.

None of the services provided under target date/age-based investing are intended to constitute investment, financial, tax, or legal advice. The target date/age-based investment options have been selected by the plan sponsor (for example, your employer), plan committee or other plan fiduciary. Neither Wells Fargo Bank, N.A. nor its affiliates, employees, agents, or representatives have provided investment advice or recommendations with respect to the selection of any of the target date/age-based investment options offered in the plan. The information shown above is not intended to provide any suggestion that you engage in or refrain from taking a particular course of action.

## Individual fund options

If you want to build your own portfolio, you'll want to identify your investment goals and to pick the individual funds that meet those objectives.

You may find it helpful to identify what type of investor you are: conservative, moderate, or aggressive. To help you determine your tolerance for risk and investment style, check out the Risk Tolerance Quiz at [wellsfargo.com/riskquiz](https://wellsfargo.com/riskquiz). After taking the quiz, you should also learn about the fund options available in your plan by reviewing the fund information located at the back of this book. You may also want to consider your time horizon to retirement. Finally, choose the percentage you want to invest in each fund.

<b>Asset class</b>	<b>Fund name</b>
Stable Value/Money Market	Wells Fargo Stable Return Fund N
Bonds	WF/BlackRock US Aggreg Bond Index CIT N
Stock	Wells Fargo MFS Value CIT N
Stock	Trowel Trades Large Cap Equity Index
Stock	WF/BlackRock S&P 500 Index CIT N
Stock	Wells Fargo Large Cap Growth I
Stock	WF/BlackRock S&P MidCap Index CIT N
Stock	WF/BlackRock Russell 2000 Index CIT N
Stock	Vanguard Developed Markets Index Admiral

Now that you have reviewed all of the investment options offered by the plan, move on to Step 3 to enroll.

This information and any information provided by employees and representatives of Wells Fargo Bank, N.A. and its affiliates is intended to constitute investment education under U.S. Department of Labor guidance and does not constitute "investment advice" under the *Employee Retirement Income Security Act* of 1974 or regulations thereunder. Neither Wells Fargo nor any of its affiliates, including employees and representatives, may provide "investment advice" to any participant or beneficiary regarding the investment of assets in an employer-sponsored retirement plan. Please contact your personal investment, financial, tax, or legal advisor regarding your specific needs and situation. The information shown above is not intended to provide any suggestion that you engage in or refrain from taking a particular course of action.

Investment in retirement plans:

NOT FDIC INSURED • NO BANK GUARANTEE • MAY LOSE VALUE

## Step 3: Enroll

Enrolling in your retirement plan is as easy as 1, 2, 3! You've made your choices, now make sure you sign up for your retirement plan today.

Before enrolling, you will need to:

- Determine the amount you'd like to contribute
- Choose your investment options

After enrolling remember to select your retirement account beneficiary online.



**To enroll, please complete the enclosed enrollment form and return it to your employer**

---

For more information about the plan, visit [wellsfargo.com](https://wellsfargo.com) and choose **Enroll** at the top of the page to get online access to your retirement account. The first time you sign on, you'll need your Social Security number (SSN), date of birth, and email address. Check the box indicating that you do not have an account number and you will be guided through a short series of security questions. If you have other Wells Fargo accounts that you access online, sign on using your existing username and password, then select the name of your retirement plan to get started.

If you don't see your retirement plan account on the Account Summary screen after signing on, select the **More** button at the top of the page. Choose **Accounts and Settings** and then **Profile and Settings**. Expand the **Manage online settings** menu and select **Add Accounts**. Your retirement plan account should be available to add. Or, you can also call the Retirement Service Center at 1-800-728-3123.

### Manage your account information online

Sign-up for online delivery. Access your account statements and fund prospectuses from your computer.

## Features of your plan

This plan features overview answers some of the most common questions about the BAC SAVE 401(k) Plan. For more information about your plan, refer to the Summary Plan Description available from your employer.

### When can I enroll?

You must have completed 1 hour of service.

Plan entry dates are the later of the date you first complete one hour of service in Covered Employment or under the term.

### How much can I contribute to the plan?

Your contributions are limited to the IRS limit of \$18,500 in 2018, subject to certain limitations.

Subject to the terms of your local Collective Bargaining Agreement, you may contribute between \$0.25 per hour and \$6.25 per hour of your before-tax pay in increments of \$0.25. Incorporated owners are limited to 2 percent of compensation.

If your local union participates in the BAC FLEX (the Flexible Benefits Program) and you have part of your employer contribution left over after making your selections, or if you elect not to purchase benefits through this program, you won't lose out on the benefit of the employer contribution. Instead, any employer contributions not used to purchase benefits will automatically be directed to your BAC SAVE account.

### Increasing Your Contribution and Changing Your Contribution

If you decide to change your rate or stop contributing, you must complete a new Enrollment Form. Be sure to check the Change in the Contribution Box, sign the Form and submit it to the Plan Office.

You may increase your contribution rate annually. All changes will become effective as soon as administratively feasible and will remain in effect until modified or terminated by you. If you can't save right away, it may be best to start smaller and increase your contribution rate gradually.

### Stopping Your Contribution

You may stop your contributions at any time. Once you discontinue your contributions, you may start again annually.

### Can I roll over money into my plan?

Rollover contributions are allowed on becoming a participant.

You may roll over money into your account from the following sources:

- Other qualified plans

### Is my account automatically rebalanced?

Your plan provides you with options to help you maintain your account's targeted asset allocation. Rebalancing your account on a regular basis is important to keep your investments in line with your chosen risk level and targeted asset allocation plan.

If you choose to invest in Target Date Funds, automatic rebalancing is taken care of for you since it is a built-in feature of the fund/portfolio.

If you select investments only from the individual fund options in your plan, you have the option to add automatic rebalancing to your account. After you enroll in the plan, you can add automatic rebalancing by signing on to your account online or by calling 1-800-728-3123.

### When do I become vested in my account?

Vesting refers to your "ownership" of a benefit from your plan. You are always 100% vested in the money you contribute to the plan and the earnings on that money.

### When can I receive money from my account?

- At retirement
- In-service distributions, after age 59 ½
- At termination of employment, regardless of age
- Death or disability

You may take a hardship withdrawal from your eligible elective deferrals in certain cases of financial need as established by IRS regulations. If you receive a hardship withdrawal, your deferrals into the plan will be suspended for six months.

Hardship withdrawals are generally limited to the following:

- Purchase of your principal residence
- Prevention of eviction from your principal residence
- Post-secondary education for you or a family member
- Medical expenses not covered by insurance for you or a family member
- Funeral expenses for a family member



- **Expenses for the repair of damage to your principal residence**

This brochure is intended to summarize some of the benefits and requirements of the plan. It is not intended to provide a full description of all of the plans, programs and policies, terms of eligibility or restrictions. All statements made in this brochure are subject to the terms of the official plan, program and policy documents. In the event of a conflict between the official documents and this brochure, the official plan documents are controlling. The Plan Sponsor reserves the right to amend, modify or terminate each of its employer-sponsored plans, programs and policies at any time, in whole or part, without notice for any reason.

Withdrawals are subject to ordinary income taxes (and generally a 10% non-deductible tax penalty if you are under age 59½). Refer to your Summary Plan Description for more information about withdrawals.

# Fund Information

## Stable Value/Money Market

### Wells Fargo Stable Return Fund N

Expense Ratios (as of 05/31/2018): Gross: 0.42% | Net: 0.42%

**Objective:** The Fund seeks to provide investors with a moderate level of stable income without principal volatility. There is no assurance that the Fund will achieve its objective.

PF9957002



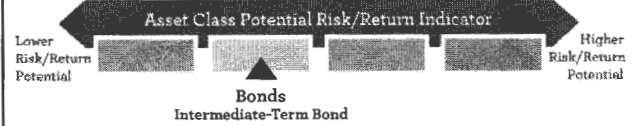
## Bonds

### WF/BlackRock US Aggreg Bond Index CIT N

Expense Ratios (as of 05/31/2018): Gross: 0.04% | Net: 0.04%

**Objective:** The Fund seeks long term capital growth by owning a diversified portfolio of established companies which produce superior and sustainable earnings growth. The Fund offers investors exposure to fixed income securities by employing an optimization technique based upon a risk model that statistically reflects the Barclays Capital US Aggregate Bond Index characteristics. The objective of the Fund is to track the performance of its benchmark. To manage the Fund effectively, management focuses on three objectives: minimizing transaction costs, minimizing tracking error and minimizing investment and operational risk.

09256V350



## Target Date Funds

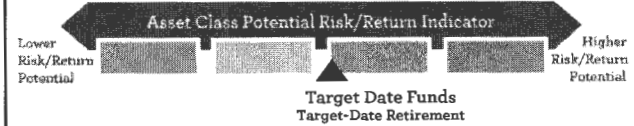
### Wells Fargo Target Today R6

WOTDX

Expense Ratios (as of 05/31/2018): Gross: 0.32% | Net: 0.19%

**Objective:** The investment seeks total return over time, consistent with its strategic target asset allocation. The fund is a gateway fund that invests in various master portfolios ("underlying funds"), which in turn, invest in a combination of securities to gain exposure to the following asset classes: equity and fixed income (including money market securities). The fund's investment strategy is to diversify the fund's investments among these asset classes. The "Today" designation in the fund's name is meant to indicate that the fund is primarily designed for investors either in retirement and/or currently gradually withdrawing funds from their investments.

949915102



#### Asset Allocation as of 04/30/2018:

59.27%	U.S. Bond	3.24%	Cash
19.81%	U.S. Stock	0.76%	Other
9.05%	Non U.S. Stock	0.05%	Convertible
7.79%	Non U.S. Bond	0.03%	Preferred

### Wells Fargo Target 2010 R6

WFOAX

Expense Ratios (as of 05/31/2018): Gross: 0.35% | Net: 0.19%

**Objective:** The investment seeks total return over time, consistent with its strategic target asset allocation. The fund is a gateway fund that invests in various master portfolios ("underlying funds"), which in turn, invest in a combination of securities to gain exposure to equity and fixed income asset classes. It gradually reduces its potential market risk exposures over time by generally re-allocating its assets among these asset classes, consistent with increasingly conservative strategic target allocations. The fund is primarily designed for investors who retired and/or began to gradually withdraw funds around its target date of 2010.

949915201



#### Asset Allocation as of 04/30/2018:

56.61%	U.S. Bond	3.25%	Cash
21.94%	U.S. Stock	0.64%	Other
10.03%	Non U.S. Stock	0.05%	Convertible
7.45%	Non U.S. Bond	0.04%	Preferred

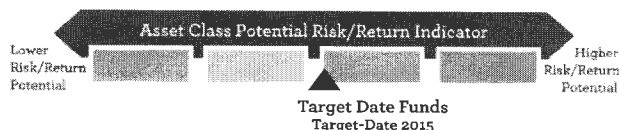
**Wells Fargo Target 2015 R6**

Expense Ratios (as of 05/31/2018): Gross: 0.33% | Net: 0.19%

WFSCX

**Objective:** The investment seeks total return over time, consistent with its strategic target asset allocation. The fund is a gateway fund that invests in various master portfolios ("underlying funds"), which in turn, invest in a combination of securities to gain exposure to equity and fixed income asset classes. It gradually reduces its potential market risk exposures over time by generally re-allocating its assets among these asset classes, consistent with increasingly conservative strategic target allocations. The fund is primarily designed for investors who retired and/or began to gradually withdraw funds around its target date of 2015.

94984B207



**Target Date Funds**  
Target-Date 2015

**Asset Allocation as of 04/30/2018:**

52.36%	U.S. Bond	3.27%	Cash
25.23%	U.S. Stock	0.65%	Other
11.52%	Non U.S. Stock	0.05%	Preferred
6.88%	Non U.S. Bond	0.04%	Convertible

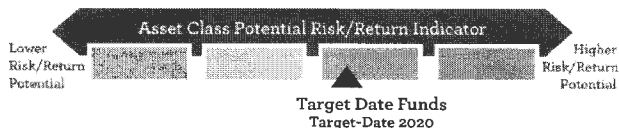
**Wells Fargo Target 2020 R6**

Expense Ratios (as of 05/31/2018): Gross: 0.32% | Net: 0.19%

WFOBX

**Objective:** The investment seeks total return over time, consistent with its strategic target asset allocation. The fund is a gateway fund that invests in various master portfolios ("underlying funds"), which in turn, invest in a combination of securities to gain exposure to equity and fixed income asset classes. It gradually reduces its potential market risk exposures over time by generally re-allocating its assets among these asset classes, consistent with increasingly conservative strategic target allocations. The fund is primarily designed for investors expecting to retire and/or begin gradually withdrawing funds around its target date of 2020.

949915300



**Target Date Funds**  
Target-Date 2020

**Asset Allocation as of 04/30/2018:**

45.11%	U.S. Bond	3.4%	Cash
29.93%	U.S. Stock	0.48%	Other
14.75%	Non U.S. Stock	0.05%	Preferred
6.23%	Non U.S. Bond	0.04%	Convertible

**Wells Fargo Target 2025 R6**

Expense Ratios (as of 05/31/2018): Gross: 0.31% | Net: 0.19%

WFTYX

**Objective:** The investment seeks total return over time, consistent with its strategic target asset allocation. The fund is a gateway fund that invests in various master portfolios ("underlying funds"), which in turn, invest in a combination of securities to gain exposure to equity and fixed income asset classes. It gradually reduces its potential market risk exposures over time by generally re-allocating its assets among these asset classes, consistent with increasingly conservative strategic target allocations. The fund is primarily designed for investors expecting to retire and/or begin gradually withdrawing funds around its target date of 2025.

94984B504



**Target Date Funds**  
Target-Date 2025

**Asset Allocation as of 04/30/2018:**

36.07%	U.S. Bond	3.59%	Cash
35.19%	U.S. Stock	0.71%	Other
18.89%	Non U.S. Stock	0.09%	Preferred
5.42%	Non U.S. Bond	0.03%	Convertible

**Wells Fargo Target 2030 R6**

Expense Ratios (as of 05/31/2018): Gross: 0.32% | Net: 0.19%

WFOOX

**Objective:** The investment seeks total return over time, consistent with its strategic target asset allocation. The fund is a gateway fund that invests in various master portfolios ("underlying funds"), which in turn, invest in a combination of securities to gain exposure to equity and fixed income asset classes. It gradually reduces its potential market risk exposures over time by generally re-allocating its assets among these asset classes, consistent with increasingly conservative strategic target allocations. The fund is primarily designed for investors expecting to retire and/or begin gradually withdrawing funds around its target date of 2030.

949915409



**Target Date Funds**  
Target-Date 2030

**Asset Allocation as of 04/30/2018:**

40.33%	U.S. Stock	3.72%	Cash
27.39%	U.S. Bond	0.46%	Other
23.62%	Non U.S. Stock	0.08%	Preferred
4.37%	Non U.S. Bond	0.03%	Convertible


**Wells Fargo Target 2035 R6**

WFQRX

Expense Ratios (as of 05/31/2018): Gross: 0.33% | Net: 0.19%

**Objective:** The investment seeks total return over time, consistent with its strategic target asset allocation. The fund is a gateway fund that invests in various master portfolios ("underlying funds"), which in turn, invest in a combination of securities to gain exposure to equity and fixed income asset classes. It gradually reduces its potential market risk exposures over time by generally re-allocating its assets among these asset classes, consistent with increasingly conservative strategic target allocations. The fund is primarily designed for investors expecting to retire and/or begin gradually withdrawing funds around its target date of 2035.

94984B801



**Asset Allocation as of 04/30/2018:**

45.19%	U.S. Stock	3.17%	Non U.S. Bond
27.89%	Non U.S. Stock	0.43%	Other
19.43%	U.S. Bond	0.12%	Preferred
3.75%	Cash	0.02%	Convertible

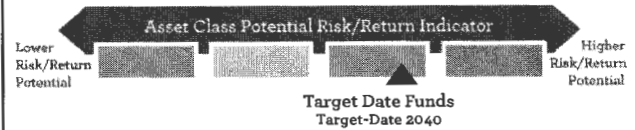
**Wells Fargo Target 2040 R6**

WFO5X

Expense Ratios (as of 05/31/2018): Gross: 0.32% | Net: 0.19%

**Objective:** The investment seeks total return over time, consistent with its strategic target asset allocation. The fund is a gateway fund that invests in various master portfolios ("underlying funds"), which in turn, invest in a combination of securities to gain exposure to equity and fixed income asset classes. It gradually reduces its potential market risk exposures over time by generally re-allocating its assets among these asset classes, consistent with increasingly conservative strategic target allocations. The fund is primarily designed for investors expecting to retire and/or begin gradually withdrawing funds around its target date of 2040.

949915508



**Asset Allocation as of 04/30/2018:**

48.93%	U.S. Stock	2.21%	Non U.S. Bond
30.99%	Non U.S. Stock	0.4%	Other
13.56%	U.S. Bond	0.14%	Preferred
3.74%	Cash	0.01%	Convertible

**Wells Fargo Target 2045 R6**

WFQPX

Expense Ratios (as of 05/31/2018): Gross: 0.34% | Net: 0.19%

**Objective:** The investment seeks total return over time, consistent with its strategic target asset allocation. The fund is a gateway fund that invests in various master portfolios ("underlying funds"), which in turn, invest in a combination of securities to gain exposure to equity and fixed income asset classes. It gradually reduces its potential market risk exposures over time by generally re-allocating its assets among these asset classes, consistent with increasingly conservative strategic target allocations. The fund is primarily designed for investors expecting to retire and/or begin gradually withdrawing funds around its target date of 2045.

94984B868



**Asset Allocation as of 04/30/2018:**

51.08%	U.S. Stock	1.6%	Non U.S. Bond
33.25%	Non U.S. Stock	0.39%	Other
9.79%	U.S. Bond	0.15%	Preferred
3.74%	Cash	0.01%	Convertible

**Wells Fargo Target 2050 R6**

WFQFX

Expense Ratios (as of 05/31/2018): Gross: 0.31% | Net: 0.19%

**Objective:** The investment seeks total return over time, consistent with its strategic target asset allocation. The fund is a gateway fund that invests in various master portfolios ("underlying funds"), which in turn, invest in a combination of securities to gain exposure to equity and fixed income asset classes. It gradually reduces its potential market risk exposures over time by generally re-allocating its assets among these asset classes, consistent with increasingly conservative strategic target allocations. The fund is primarily designed for investors expecting to retire and/or begin gradually withdrawing funds around its target date of 2050.

94984B835



**Asset Allocation as of 04/30/2018:**

52.17%	U.S. Stock	1.33%	Non U.S. Bond
34.1%	Non U.S. Stock	0.38%	Other
8.15%	U.S. Bond	0.12%	Preferred
3.74%	Cash	0.01%	Convertible

Target Date Funds (continued)

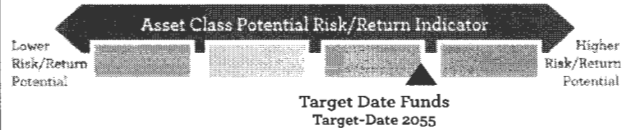
**Wells Fargo Target 2055 R6**

WFQUX

Expense Ratios (as of 05/31/2018): Gross: 0.37% | Net: 0.19%

**Objective:** The investment seeks total return over time, consistent with its strategic target asset allocation. The fund is a gateway fund that invests in various master portfolios ("underlying funds"), which in turn, invest in a combination of securities to gain exposure to equity and fixed income asset classes. It gradually reduces its potential market risk exposures over time by generally re-allocating its assets among these asset classes, consistent with increasingly conservative strategic target allocations. The fund is primarily designed for investors expecting to retire and/or begin gradually withdrawing funds around its target date of 2055.

949921183



**Asset Allocation as of 04/30/2018:**

52.05%	U.S. Stock	1.33%	Non U.S. Bond
34.17%	Non U.S. Stock	0.39%	Other
8.16%	U.S. Bond	0.15%	Preferred
3.74%	Cash	0.01%	Convertible

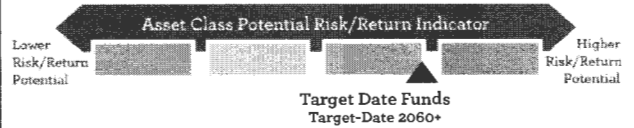
**Wells Fargo Target 2060 R6**

WFUFX

Expense Ratios (as of 05/31/2018): Gross: 1.82% | Net: 0.19%

**Objective:** The investment seeks total return over time, consistent with its strategic target asset allocation. The fund is a gateway fund that invests in various master portfolios ("underlying funds"), which in turn, invest in a combination of securities to gain exposure to equity and fixed income asset classes. It gradually reduces its potential market risk exposures over time by generally re-allocating its assets among these asset classes, consistent with increasingly conservative strategic target allocations. The fund is primarily designed for investors expecting to retire and/or begin gradually withdrawing funds around its target date of 2060.

94987W265



**Asset Allocation as of 04/30/2018:**

52.02%	U.S. Stock	1.33%	Non U.S. Bond
34.22%	Non U.S. Stock	0.4%	Other
8.16%	U.S. Bond	0.13%	Preferred
3.74%	Cash	0.01%	Convertible


Stock

**Wells Fargo MFS Value CIT N**

Expense Ratios (as of 05/31/2018): Gross: 0.42% | Net: 0.42%

**Objective:** The collective fund seeks to achieve long-term growth of capital in a large cap value equity style. In seeking to achieve its investment goal, the CIT will generally be invested in large capitalization stocks that the team perceives to be attractively valued. Stock selection is based on bottom-up research and portfolios are generally well diversified across sectors.

949907265



**Asset Allocation as of 03/31/2018:**

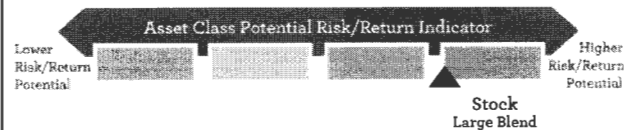
92.24%	U.S. Stock	0.94%	U.S. Bond
6.78%	Non U.S. Stock	0.04%	Cash

**Trowel Trades Large Cap Equity Index**

Expense Ratios (as of 05/31/2018): Gross: 0.05% | Net: 0.05%

**Objective:** The Trowel Trades Large Cap Equity Index Fund seeks to provide investment results that generally correspond to the aggregate price and dividend performance of the publicly traded common stocks in the large capitalization sector of the U.S. equity market. The fund pursues this objective through investment primarily in the 500 common stocks that compose the S&P 500 Index.

89724R207



**Asset Allocation as of 12/31/2017:**

98.17%	U.S. Stock	0.77%	Cash
0.86%	Non U.S. Stock	0.2%	U.S. Bond

**WF/BlackRock S&P 500 Index CIT N**

Expense Ratios (as of 05/31/2018): Gross: 0.03% | Net: 0.03%

**Objective:** The Fund seeks long term capital growth by owning a diversified portfolio of established companies which produce superior and sustainable earnings growth. The Fund offers investors exposure to equity securities by fully replicating the S&P 500 Index. The objective of the Fund is to track the performance of its benchmark. To manage the Fund effectively, management focuses on three objectives: minimizing transaction costs, minimizing tracking error and minimizing investment and operational risk.

09256V293



**Asset Allocation as of 03/31/2018:**

98.86%	U.S. Stock	0.3%	Cash
0.84%	Non U.S. Stock		

**Wells Fargo Large Cap Growth I**

Expense Ratios (as of 05/31/2018): Gross: 0.83% | Net: 0.75%

**Objective:** The investment seeks long-term capital appreciation. The fund invests at least 80% of its net assets in equity securities of large-capitalization companies and up to 25% of its total assets in equity securities of foreign issuers, through ADRs and similar investments. It invests in equity securities of large-capitalization companies that the advisor believes have prospects for robust and sustainable growth of revenues and earnings. The advisor defines large-capitalization companies as those with market capitalizations within the range of the Russell 1000® Index at the time of purchase.

94975P512

STNFX



**Asset Allocation as of 04/30/2018:**

94.27%	U.S. Stock	1.34%	Other
3.87%	Non U.S. Stock	0.53%	Cash

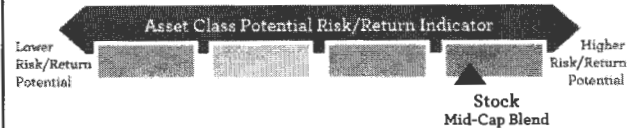
**WF/BlackRock S&P MidCap Index CIT N**

Expense Ratios (as of 05/31/2018): Gross: 0.06% | Net: 0.06%

**Objective:** The Fund seeks long term capital growth by owning a diversified portfolio of established companies which produce superior and sustainable earnings growth. The Fund offers investors exposure to equity securities by fully replicating the S&P Midcap Index. The objective of the Fund is to track the performance of its benchmark. To manage the Fund effectively, management focuses on three objectives: minimizing transaction costs, minimizing tracking error and minimizing investment and operational risk.

09256V251

STNFX



**Asset Allocation as of 03/31/2018:**

98.98%	U.S. Stock	0.33%	Non U.S. Stock
0.69%	Cash		


**WF/BlackRock Russell 2000 Index CIT N**

Expense Ratios (as of 05/31/2018): Gross: 0.08% | Net: 0.08%

**Objective:** The Fund seeks long term capital growth by owning a diversified portfolio of established companies which produce superior and sustainable earnings growth. The Fund offers investors exposure to equity securities by employing an optimization technique based upon a risk model that statistically reflects the Russell 2000 Index characteristics. The objective of the Fund is to track the performance of its benchmark. To manage the Fund effectively, management focuses on three objectives: minimizing transaction costs, minimizing tracking error and minimizing investment and operational risk.

09256V244

STNFX



**Asset Allocation as of 03/31/2018:**

97.06%	U.S. Stock	0.01%	Preferred
1.99%	Cash	0.01%	Other
0.93%	Non U.S. Stock		


**Vanguard Developed Markets Index Admiral**

Expense Ratios (as of 05/31/2018): Gross: 0.07% | Net: 0.07%

**Objective:** The investment seeks to track the performance of the FTSE Developed All Cap ex US Index. The fund employs an indexing investment approach designed to track the performance of the FTSE Developed All Cap ex US Index, a market-capitalization-weighted index that is made up of approximately 3,790 common stocks of large-, mid-, and small-cap companies located in Canada and the major markets of Europe and the Pacific region. The adviser attempts to replicate the target index by investing all, or substantially all, of its assets in the stocks that make up the index, holding each stock in approximately the same proportion as its weighting in the index.

921943809

VTMGX



**Asset Allocation as of 05/31/2018:**

94.04%	Non U.S. Stock	0.11%	Non U.S. Bond
3.74%	Cash	0.05%	U.S. Bond
1.05%	U.S. Stock	0.01%	Preferred
1%	Other		

00713:110 |

The investment information listed in this guide is what was available at the time of publication. Additional investments, and more recent performance and fee information, may be available online after signing onto your account.

The funds are assigned to an asset class, which may not match the asset class assigned by other data sources.

Asset Allocation is subject to change and may have changed since date specified. Morningstar calculates portfolio statistics on the short positions in each fund and displays long, short, and net statistics as appropriate. Short positions produce negative exposure to the security that is being shorted. This means that when the security rises in value, the short position will fall in value and vice versa. Individual short positions are displayed with negative percent weights in a complete holdings list, and the short asset allocation for a fund will also be negative. These enhanced statistics allow investors to evaluate the long and short sides of a portfolio separately and to estimate the fund's overall net exposure.

Fund information contained herein (including performance information) is obtained from reliable sources including Morningstar and/or mutual fund companies, but is not guaranteed as to accuracy, completeness and timeliness. Provider shall not be liable for any errors in content or for any actions taken in reliance thereon. Certain funds listed may impose redemption fees on shares that are transferred or exchanged out of the applicable fund before the applicable minimum holding period. An investor should consider the funds' investment objectives, risks, charges and expenses carefully before investing or sending money. **This and other important information about the investment company can be found in the fund prospectus. To obtain a copy of the prospectus, please contact the fund company or call a retirement service representative. Please read the prospectus carefully before investing.**

Investment in retirement plans:

NOT FDIC INSURED • NO BANK GUARANTEE • MAY LOSE VALUE

## Investment performance and operating expenses

The table below contains information about the investment options available in your plan. You can see how these investments have performed over time and compare them with an appropriate benchmark for the same time periods. This table also shows:

- Annual operating expenses (expenses that reduce the rate of return of an investment)
- Shareholder-type fees (these are in addition to total annual operating expenses)
- Investment limitations, restrictions, or both

You can make changes to your investment options at [wellsfargo.com](http://wellsfargo.com), or you can call the Retirement Service Center at 1-800-728-3123 and speak to a representative Monday through Friday from 7:00 a.m. to 11:00 p.m. Eastern Time.

**The Trowel Trades Large Cap Equity Index fund's expense ratio of .05% consists of .03% for investment management and .02% for operating costs.**

The cumulative effect of fees and expenses can substantially reduce the growth of your retirement savings. Visit the Department of Labor's website for an example showing the long-term effect of fees and expenses at <https://www.dol.gov/sites/default/files/ebsa/about-ebsa/our-activities/resource-center/publications/401kFeesEmployee.pdf>. Fees and expenses are only one of many factors to consider when you decide to invest in an option. You may also want to think about whether an investment in a particular option, along with your other investments, will help you achieve your financial goals. Give careful consideration to the importance of a balanced and well-diversified portfolio, taking into account all your assets, income, and investments.

Asset Class	Performance (as of 05/31/2018)						Annual Operating Expenses	
	1-Month	3-Month	1-Year	3-Year	5-Year	10-Year/ since inception*	Gross percentage/ per \$1,000	Net percentage**
<b>Stable Value/Money Market</b>								
<b>Wells Fargo Stable Return Fund N<sup>1</sup></b> <b>Stable Value</b>	0.17%	0.50%	1.95%	1.78%	1.66%	2.27%	0.42%/	0.42%/
<i>USTREAS T-Bill Cnst Mat Rate 3 Yr</i>	0.44%	0.28%	-1.20%	-0.15%	-0.01%	1.19%	\$4.20	\$4.20
Standard Asset Fees: 70.00 bps for fund market value of \$0.00 and greater. The Fund requires participants to invest in a non-competing fund for at least 90 days before transferring to a competing fund option.								
<b>Bonds</b>								
<b>WF/BlackRock US Aggreg Bond Index CIT N<sup>1</sup></b>	0.72%	0.62%	-0.35%	1.38%	1.98%	3.74%	0.04%/	0.04%/
<b>Intermediate-Term Bond</b> <i>BBgBarc US Agg Bond TR USD</i>	0.71%	0.61%	-0.37%	1.39%	1.98%	3.72%	\$0.40	\$0.40
Standard Asset Fees: 70.00 bps for fund market value of \$0.00 and greater.								
<b>Target Date Funds</b>								
<b>Wells Fargo Target Today R6</b> <b>Target-Date Retirement</b>	0.66%	0.58%	2.16%	2.17%	2.41%	3.43%	0.32%/	0.19%/
<i>DJ Target Today TR USD</i>	0.27%	0.15%	2.86%	2.52%	2.75%	3.85%	\$3.20	\$1.90
Standard Asset Fees: 70.00 bps for fund market value of \$0.00 and greater. Transfers of \$5000.00 or more OUT of this fund prohibit you from transferring \$5000.00 or more INTO this fund for 30 calendar day(s).								
<b>Wells Fargo Target 2010 R6</b> <b>Target-Date 2000-2010</b>	0.74%	0.65%	2.62%	2.38%	2.74%	3.24%	0.35%/	0.19%/
<i>DJ Target 2010 TR USD</i>	0.28%	0.14%	2.97%	2.67%	3.05%	3.64%	\$3.50	\$1.90
Standard Asset Fees: 70.00 bps for fund market value of \$0.00 and greater. Transfers of \$5000.00 or more OUT of this fund prohibit you from transferring \$5000.00 or more INTO this fund for 30 calendar day(s).								



Asset Class	Performance (as of 05/31/2018)						Annual Operating Expenses			
	Fund name	Type of fund	Benchmark	1-Month	3-Month	1-Year	3-Year	5-Year	10-Year/ since inception*	Gross percentage/ per \$1,000

**Target Date Funds (continued)**

<b>Wells Fargo Target 2015 R6</b>	<b>0.89%</b>	<b>0.76%</b>	<b>3.13%</b>	<b>3.01%</b>	<b>3.44%</b>	<b>3.53%</b>	<b>0.33%/</b>	<b>0.19%/</b>
<b>Target-Date 2015</b>							<b>\$3.30</b>	<b>\$1.90</b>
<i>DJ Target 2015 TR USD</i>	<i>0.32%</i>	<i>0.08%</i>	<i>3.52%</i>	<i>3.34%</i>	<i>3.77%</i>	<i>3.94%</i>		

Standard Asset Fees: 70.00 bps for fund market value of \$0.00 and greater.  
Transfers of \$5000.00 or more OUT of this fund prohibit you from transferring \$5000.00 or more INTO this fund for 30 calendar day(s).

<b>Wells Fargo Target 2020 R6</b>	<b>0.85%</b>	<b>0.70%</b>	<b>4.15%</b>	<b>3.72%</b>	<b>4.41%</b>	<b>4.01%</b>	<b>0.32%/</b>	<b>0.19%/</b>
<b>Target-Date 2020</b>							<b>\$3.20</b>	<b>\$1.90</b>
<i>DJ Target 2020 TR USD</i>	<i>0.39%</i>	<i>-0.01%</i>	<i>4.49%</i>	<i>4.05%</i>	<i>4.74%</i>	<i>4.39%</i>		

Standard Asset Fees: 70.00 bps for fund market value of \$0.00 and greater.  
Transfers of \$5000.00 or more OUT of this fund prohibit you from transferring \$5000.00 or more INTO this fund for 30 calendar day(s).

<b>Wells Fargo Target 2025 R6</b>	<b>0.93%</b>	<b>0.62%</b>	<b>5.50%</b>	<b>4.49%</b>	<b>5.48%</b>	<b>4.59%</b>	<b>0.31%/</b>	<b>0.19%/</b>
<b>Target-Date 2025</b>							<b>\$3.10</b>	<b>\$1.90</b>
<i>Morningstar Lifetime Mod 2025 TR USD</i>	<i>0.82%</i>	<i>0.60%</i>	<i>7.85%</i>	<i>5.70%</i>	<i>6.88%</i>	<i>5.68%</i>		

Standard Asset Fees: 70.00 bps for fund market value of \$0.00 and greater.  
Transfers of \$5000.00 or more OUT of this fund prohibit you from transferring \$5000.00 or more INTO this fund for 30 calendar day(s).

<b>Wells Fargo Target 2030 R6</b>	<b>0.80%</b>	<b>0.51%</b>	<b>6.87%</b>	<b>5.29%</b>	<b>6.59%</b>	<b>5.16%</b>	<b>0.32%/</b>	<b>0.19%/</b>
<b>Target-Date 2030</b>							<b>\$3.20</b>	<b>\$1.90</b>
<i>DJ Target 2030 TR USD</i>	<i>0.73%</i>	<i>0.25%</i>	<i>8.02%</i>	<i>5.87%</i>	<i>7.04%</i>	<i>5.58%</i>		

Standard Asset Fees: 70.00 bps for fund market value of \$0.00 and greater.  
Transfers of \$5000.00 or more OUT of this fund prohibit you from transferring \$5000.00 or more INTO this fund for 30 calendar day(s).

<b>Wells Fargo Target 2035 R6</b>	<b>0.84%</b>	<b>0.48%</b>	<b>8.13%</b>	<b>5.89%</b>	<b>7.47%</b>	<b>5.68%</b>	<b>0.33%/</b>	<b>0.19%/</b>
<b>Target-Date 2035</b>							<b>\$3.30</b>	<b>\$1.90</b>
<i>DJ Target 2035 TR USD</i>	<i>0.90%</i>	<i>0.37%</i>	<i>9.72%</i>	<i>6.62%</i>	<i>8.01%</i>	<i>6.09%</i>		

Standard Asset Fees: 70.00 bps for fund market value of \$0.00 and greater.  
Transfers of \$5000.00 or more OUT of this fund prohibit you from transferring \$5000.00 or more INTO this fund for 30 calendar day(s).

<b>Wells Fargo Target 2040 R6</b>	<b>0.85%</b>	<b>0.55%</b>	<b>8.95%</b>	<b>6.36%</b>	<b>8.16%</b>	<b>6.04%</b>	<b>0.32%/</b>	<b>0.19%/</b>
<b>Target-Date 2040</b>							<b>\$3.20</b>	<b>\$1.90</b>
<i>DJ Target 2040 TR USD</i>	<i>1.04%</i>	<i>0.48%</i>	<i>11.15%</i>	<i>7.25%</i>	<i>8.79%</i>	<i>6.53%</i>		

Standard Asset Fees: 70.00 bps for fund market value of \$0.00 and greater.  
Transfers of \$5000.00 or more OUT of this fund prohibit you from transferring \$5000.00 or more INTO this fund for 30 calendar day(s).

<b>Wells Fargo Target 2045 R6</b>	<b>0.87%</b>	<b>0.54%</b>	<b>9.64%</b>	<b>6.72%</b>	<b>8.61%</b>	<b>6.39%</b>	<b>0.34%/</b>	<b>0.19%/</b>
<b>Target-Date 2045</b>							<b>\$3.40</b>	<b>\$1.90</b>
<i>DJ Target 2045 TR USD</i>	<i>1.15%</i>	<i>0.55%</i>	<i>12.16%</i>	<i>7.71%</i>	<i>9.30%</i>	<i>6.85%</i>		

Standard Asset Fees: 70.00 bps for fund market value of \$0.00 and greater.  
Transfers of \$5000.00 or more OUT of this fund prohibit you from transferring \$5000.00 or more INTO this fund for 30 calendar day(s).

Asset Class	Performance (as of 05/31/2018)						Annual Operating Expenses	
	1-Month	3-Month	1-Year	3-Year	5-Year	10-Year/ since inception*	Gross percentage/ per \$1,000	Net percentage** /per \$1,000

**Target Date Funds (continued)**

<b>Wells Fargo Target 2050 R6</b> <b>Target-Date 2050</b>	<b>0.93%</b>	<b>0.58%</b>	<b>9.83%</b>	<b>6.85%</b>	<b>8.75%</b>	<b>6.45%</b>	<b>0.31%/</b>	<b>0.19%/</b>
<i>DJ Target 2050 TR USD</i>	1.20%	0.59%	12.66%	7.96%	9.49%	6.95%	<b>\$3.10</b>	<b>\$1.90</b>

Standard Asset Fees: 70.00 bps for fund market value of \$0.00 and greater.  
Transfers of \$5000.00 or more OUT of this fund prohibit you from transferring \$5000.00 or more INTO this fund for 30 calendar day(s).

<b>Wells Fargo Target 2055 R6</b> <b>Target-Date 2055</b>	<b>0.87%</b>	<b>0.55%</b>	<b>9.75%</b>	<b>6.83%</b>	<b>8.72%</b>	<b>*8.31%</b>	<b>0.37%/</b>	<b>0.19%/</b>
<i>DJ Target 2055 TR USD</i>	1.21%	0.60%	12.70%	7.97%	9.50%	*8.42%	<b>\$3.70</b>	<b>\$1.90</b>

Standard Asset Fees: 70.00 bps for fund market value of \$0.00 and greater.  
Transfers of \$5000.00 or more OUT of this fund prohibit you from transferring \$5000.00 or more INTO this fund for 30 calendar day(s).

<b>Wells Fargo Target 2060 R6</b> <b>Target-Date 2060+</b>	<b>0.83%</b>	<b>0.50%</b>	<b>9.72%</b>	<b>N/A</b>	<b>N/A</b>	<b>*7.86%</b>	<b>1.82%/</b>	<b>0.19%/</b>
<i>Morningstar Lifetime Mod 2060 TR USD</i>	0.73%	0.43%	12.21%	N/A	N/A	*8.57%	<b>\$18.20</b>	<b>\$1.90</b>

Standard Asset Fees: 70.00 bps for fund market value of \$0.00 and greater.  
Transfers of \$5000.00 or more OUT of this fund prohibit you from transferring \$5000.00 or more INTO this fund for 30 calendar day(s).

**Stock**

<b>Wells Fargo MFS Value CIT N<sup>1</sup></b> <b>Large Value</b>	<b>-0.20%</b>	<b>-3.72%</b>	<b>6.10%</b>	<b>8.13%</b>	<b>10.61%</b>	<b>*11.15%</b>	<b>0.42%/</b>	<b>0.42%/</b>
<i>Russell 1000 Value TR USD</i>	0.59%	-0.85%	8.25%	7.45%	10.09%	*10.72%	<b>\$4.20</b>	<b>\$4.20</b>

Standard Asset Fees: 70.00 bps for fund market value of \$0.00 and greater.

<b>Trowel Trades Large Cap Equity Index<sup>1</sup></b> <b>Large Blend</b>	<b>2.40%</b>	<b>0.18%</b>	<b>14.32%</b>	<b>10.94%</b>	<b>12.93%</b>	<b>9.12%</b>	<b>0.05%/</b>	<b>0.05%/</b>
<i>S&amp;P 500 TR USD</i>	2.41%	0.19%	14.38%	10.98%	12.98%	9.14%	<b>\$0.50</b>	<b>\$0.50</b>

Standard Asset Fees: 70.00 bps for fund market value of \$0.00 and greater.

<b>WF/BlackRock S&amp;P 500 Index CIT N<sup>1</sup></b> <b>Large Blend</b>	<b>2.41%</b>	<b>0.19%</b>	<b>14.38%</b>	<b>10.99%</b>	<b>12.98%</b>	<b>9.21%</b>	<b>0.03%/</b>	<b>0.03%/</b>
<i>S&amp;P 500 INDEX: XIUSA04G92</i>	N/A	N/A	N/A	N/A	N/A	N/A	<b>\$0.30</b>	<b>\$0.30</b>

Standard Asset Fees: 70.00 bps for fund market value of \$0.00 and greater.

<b>Wells Fargo Large Cap Growth I</b> <b>Large Growth</b>	<b>5.06%</b>	<b>2.93%</b>	<b>26.71%</b>	<b>13.11%</b>	<b>15.07%</b>	<b>*15.71%</b>	<b>0.83%/</b>	<b>0.75%/</b>
<i>Russell 1000 Growth TR USD</i>	4.38%	1.88%	21.02%	13.93%	15.69%	*16.44%	<b>\$8.30</b>	<b>\$7.50</b>

Standard Asset Fees: 70.00 bps for fund market value of \$0.00 and greater.  
Transfers of \$5000.00 or more OUT of this fund prohibit you from transferring \$5000.00 or more INTO this fund for 30 calendar day(s).

Asset Class	Performance (as of 05/31/2018)						Annual Operating Expenses	
	1-Month	3-Month	1-Year	3-Year	5-Year	10-Year/ since inception*	Gross percentage/ per \$1,000	Net percentage** /per \$1,000
<b>Stock (continued)</b>								
<b>WF/BlackRock S&amp;P MidCap Index CIT N<sup>1</sup></b> <b>Mid-Cap Blend</b> <i>S&amp;P MidCap 400 TR</i>	4.13%	4.83%	14.91%	10.25%	12.18%	9.95%	0.06%/	0.06%/
							\$0.60	\$0.60
	4.13%	4.82%	14.86%	10.25%	12.17%	9.93%		
Standard Asset Fees: 70.00 bps for fund market value of \$0.00 and greater.								
<b>WF/BlackRock Russell 2000 Index CIT N<sup>1</sup></b> <b>Small Blend</b> <i>Russell 2000 TR USD</i>	6.08%	8.40%	20.90%	11.14%	12.33%	9.76%	0.08%/	0.08%/
							\$0.80	\$0.80
	6.07%	8.37%	20.76%	10.98%	12.18%	9.64%		
Standard Asset Fees: 70.00 bps for fund market value of \$0.00 and greater.								
<b>Vanguard Developed Markets Index</b> <b>Admiral</b> <b>Foreign Large Blend</b> <i>MSCI ACWI Ex USA NR USD</i>	-1.60%	-0.54%	9.53%	5.22%	6.66%	2.45%	0.07%/	0.07%/
							\$0.70	\$0.70
	-2.31%	-2.50%	9.67%	4.74%	5.46%	1.86%		
Standard Asset Fees: 70.00 bps for fund market value of \$0.00 and greater. Transfers of \$0.01 or more OUT of this fund prohibit you from transferring \$0.01 or more INTO this fund for 30 calendar day(s).								

The investment information listed in this guide is what was available at the time of publication. Additional investments, and more recent performance and fee information, may be available online after signing onto your account.

<sup>1</sup> A collective investment fund is a pooled investment vehicle that is exempt from SEC registration as an investment company under Section 3(c)(11) of the Investment Company Act of 1940 and maintained by a bank or trust company for the collective investment of qualified retirement plans. CIFs are authorized by the Office of the Comptroller of the Currency (OCC) and are also known as "A2" funds, referring to the section in OCC rules that defines them. **The Fund is not a mutual fund and not subject to the same registration requirements and restrictions as mutual funds.**

\*Returns are since inception for funds that are less than ten years old.

\*\*Investment options that show a net percentage lower than the gross percentage under total annual expenses have certain fee waivers in effect which reduce the expenses for that investment option. Net expenses per \$1,000 presume (but do not guarantee) that the fee waiver is in effect for the one-year period. For more information about any fee waiver, including its duration, see the investment prospectus or similar disclosure document. Any amounts that may have been rebated back to the plan from an investment option's total annual operating expenses are not taken into account in the net percentages or net expenses per \$1,000.

Unless noted in the investment chart above, a plan fiduciary is responsible for voting, tender, and other similar rights for the plan's designated investment options.

Please visit [wellsfargo.com](http://wellsfargo.com) for more information about the investments in your plan, including the most up-to-date investment performance and annual expense information. For a free paper copy of this information, or for further information contact the Retirement Service Center at 1-800-728-3123 or write to Institutional Retirement and Trust, D1116-055, 1525 West WT Harris Boulevard, Charlotte, NC 28262. In addition, a glossary of investment related terms is available on the website to help you better understand your investment options.

Figures quoted represent past performance, which is no guarantee of future results. Investment return and principal value and yields of an investment will fluctuate so that an investor's shares, when redeemed, may be worth more or less than their original cost. Current performance may be lower due to market volatility. These returns include reinvestment of dividends and capital gains. Government bonds are not insured or guaranteed by the U.S. Government.

Benchmarks are not investments and are shown for performance comparison purposes only. The benchmark shown represents an appropriate broad-based securities market index. In cases where two benchmarks are provided, the first is the broad-based benchmark and the second is an alternative benchmark for further comparison information.

© All rights reserved for Morningstar, Inc data. The information contained herein: (1) is proprietary to Morningstar and/or its content providers; (2) may not be copied or distributed; and (3) is not warranted to be accurate, complete or timely. Neither Morningstar nor its content providers are responsible for any damages or losses arising from any use of this information.

© All rights reserved for Morningstar, Inc. data. The information contained herein: (1) is proprietary to Morningstar and/or its content providers; (2) may not be copied or distributed; and (3) is not warranted to be accurate, complete or timely. Neither Morningstar nor its content providers are responsible for any damages or losses arising from any use of this information.

Fund information contained herein (including performance information) is obtained from reliable sources including Morningstar and/or mutual fund companies, but is not guaranteed as to accuracy, completeness and timeliness. Provider shall not be liable for any errors in content or for any actions taken in reliance thereon. An investor should consider the funds' investment objectives, risks, charges and expenses carefully before investing or sending money. **This and other important information about the investment company can be found in the fund prospectus. To obtain a copy of the prospectus, please contact the fund company or call a retirement service representative. Please read the prospectus carefully before investing.**

Investment in retirement plans:

NOT FDIC INSURED • NO BANK GUARANTEE • MAY LOSE VALUE

## Additional Fee Information

The table below summarizes additional fees that may be charged to your account. Fees actually charged to your account will be shown on the Account Summary section of the statement.

Fee paid by	Fee	Fee amount	Allocation method/frequency
Participant <sup>1</sup>	59 1/2 DIST.	\$ 40.00	Each
Participant <sup>1</sup>	BENE/QDRO RMD	\$ 40.00	Each
Participant <sup>1</sup>	HARDSHIP	\$ 40.00	Each
Participant <sup>1</sup>	LUMP SUM	\$ 40.00	Each
Participant <sup>1</sup>	Overnight Mailing Fee	\$ 20.00	Each
Participant <sup>1</sup>	PERIODIC	\$ 1.25	Each
Participant <sup>1</sup>	Partial	\$ 40.00	Each
Participant <sup>1</sup>	Req'd Min Dist.	\$ 40.00	Each
Plan	Additional Meeting Days	\$ 2,000.00	Prorata/Each
Plan	Additional Web Based Meetings	\$ 250.00	Prorata/Each
Plan	Termination/Deconversion Fee	\$ 500.00	Prorata/Each

The fees noted above are paid to service providers for plan administration, such as loan processing, legal, accounting, and recordkeeping services. These fees vary each year based on different factors. Your employer has discretion to pay plan administration expenses from its own assets or from the plan's assets, and may change its decision on how such expenses are paid at any time. Other fees, such as a fee for a new service, may apply. Fees that are charged to the plan, or to your account directly, will be shown on your quarterly statement. *Some of the plan's administrative expenses for the preceding quarter may have been paid from the total annual operating expenses of one or more of the plan's designated investment alternatives.*

The fees listed above are what were available at the time of publication. More recent fee information may be available online after signing onto your account.

**Pro Rata:** This term refers to the practice of charging a proportion of a fee for a fraction of a unit that the fee applies to. A fee charged for a period of time can be prorated for the actual number of days that the fee applied to in the fee period. A fee charged for a unit (such as a block of shares) can be prorated for the actual number of shares involved. In practice, formulas are sometimes used to approximate or round off the quantities applied to prorated fees. These actual formulas are typically spelled out in the plan documents or prospectus. In the context of an employer-sponsored retirement plan, this term usually refers to the practice of charging fees proportionately across retirement plan participant accounts. In practice, a fee is assessed against a plan participant's account in proportion to the size of his account relative to the size of all other participants' accounts in the retirement plan.

<sup>1</sup> Fees paid by participants also include any asset or redemption fees noted in the investment performance and operating expenses chart.

## **BAC SAVE Enrollment Form**

### **Instructions to Enroll for the First Time**

1. The completion of this Form should be done through the Plan Office. Be sure to complete each item on this Form. Your completed Form should be mailed to the Plan Office using the address listed below.
2. The contribution that you authorize will be deducted from your hourly wage rate on a pre-tax basis. Subject to the terms of your local Collective Bargaining Agreement, contributions can range from a minimum of \$0.25 to a maximum of \$6.25 per hour worked, in increments of \$0.25 only. You will need to consider your contribution rate carefully, since you may only change your rate once a year.
3. After the Plan Office has processed your Form, you will receive a Salary Deferral Card that is yours to keep. Your Salary Deferral Card will contain your personal identification and your authorized contribution amount. Show this card whenever you begin work for an employer who participates in the 401(k) plan.
4. Each employer who has agreed to participate in the 401(k) plan is responsible for deducting from your pay the correct amount of contribution you have designated. To ensure that this is taking place, you should check with each employer that you work for to confirm that the employer is deducting the correct hourly contribution that you have authorized while you are working under a collective bargaining agreement that contains the BAC SAVE 401(k) Plan.

### **Instructions to Change Your Savings Amount**

You will need to consider your contribution rate carefully, since you may only change your rate once a year. If you decide to change your rate or stop contributing, you must complete a new Enrollment Form. Be sure to check the Change in the Contribution Box, sign the Form and submit it to the Plan Office. You will then receive a new Salary Deferral Card that shows the new contribution amount. You must show this new card to your present employer in order for the change to take effect.

#### **NOTE:**

If a participant does not make an investment selection, all monies will be invested in the Wells Fargo DJ Target Date Funds. The Target Date funds are based on the participant's date of birth. At set age intervals, participant investments and contributions will automatically transfer to the next appropriate fund.

#### **NOTE for Owner/Operators:**

Owner/Operators and officers and directors of Incorporated employers are also eligible to participate in the 401(k) Plan. However, please note the contribution limitations discussed below.

As an owner, contributions to the 401(k) Plan will be limited to 2 percent of compensation. Federal law may further restrict your contributions or in some cases require a refund of contributions after the close of a calendar year. This determination will be based on the average contribution rate for your non-bargained employees who are also eligible to participate in the Plan according to IRS formulas. Please refer to the Employer Instruction Sheet for important additional information prior to your completion of the Enrollment Form for yourself and/or any of your employees.

#### **Address of Plan Office:**

Bricklayers & Trowel Trades International 401(k) Retirement Savings Plan  
1776 Eye Street, N.W., Suite 750  
Washington, D.C. 20006  
1-888-880-8BAC  
Fax (202) 347-7339  
<http://www.ipfihf.org>

## Take the next step

*Empower yourself with knowledge and resources as you plan for your financial future.*

### **My Financial Guide: [wellsfargo.com/financial-education](https://wellsfargo.com/financial-education)**

*My Financial Guide* has a wide range of helpful articles and tools that cover retirement planning and more broad financial goals like managing credit and saving for a home. After all, achieving overall financial health means considering all your financial goals; not just one.

### **Retirement Quick View Calculator: [wellsfargo.com/quickview](https://wellsfargo.com/quickview)**

Are you saving enough? Input your information into the calculator to see how long your projected savings will last in retirement.

### **Risk Tolerance Quiz: [wellsfargo.com/riskquiz](https://wellsfargo.com/riskquiz)**

Need help determining your investor style? Check out the interactive Risk Tolerance Quiz. Simply answer a few easy questions to determine an asset allocation strategy that may be right for you.

### **Interactive calculators: [wellsfargo.com/planningtools](https://wellsfargo.com/planningtools)**

A variety of calculators are available, covering an assortment of subjects to help you determine how you can reach your savings goals.

### **Blogs and social media: [blogs.wf.com](https://blogs.wf.com)**

When people talk, great things happen – join the conversation. Ask questions and share your perspective on retirement, investing, and other money matters.

#### **Notice of Electronic Distribution of Quarterly Benefit Statements and Plan-Related Fee Information**

This notice is to inform you that your Benefit Statements (including plan-related fee information) will be available via the following secure website: **wellsfargo.com**. To view your statements online, sign on to your account at **wellsfargo.com**. Select your retirement plan name on the Account Summary page to be directed to your retirement plan dashboard. From there, select **My Account** and then **Statements**.

If an accurate email address is on file with Wells Fargo, you will be notified when your account statement is available online each quarter. If we do not have a valid email address on file, you can access your statements via the website referenced above, typically 12 business days following quarter end. You may request a paper copy of your Benefit Statement at no additional cost by calling **1-800-728-3123**; after entering your PIN select option 2, option 1, and option 1 to request a paper copy of your statement.

Recordkeeping, trustee, and/or custody services are provided by Wells Fargo Institutional Retirement and Trust, a business unit of Wells Fargo Bank, N.A. This information and any information provided by employees and representatives of Wells Fargo Bank, N.A., and its affiliates is for educational purposes only and does not constitute investment, financial, tax, or legal advice. Please contact your investment, financial, tax, or legal advisor regarding your specific needs and situation.



**Wells Fargo Institutional Retirement and Trust**  
**D1118-026**  
**1525 West WT Harris Boulevard**  
**Charlotte, NC 28262**

**CHANGE SERVICE REQUESTED**

00713110

42227\_010001